

Are You Completing a Landscaping Project this Spring?

By: Lareina Taing with Charity Corbeille

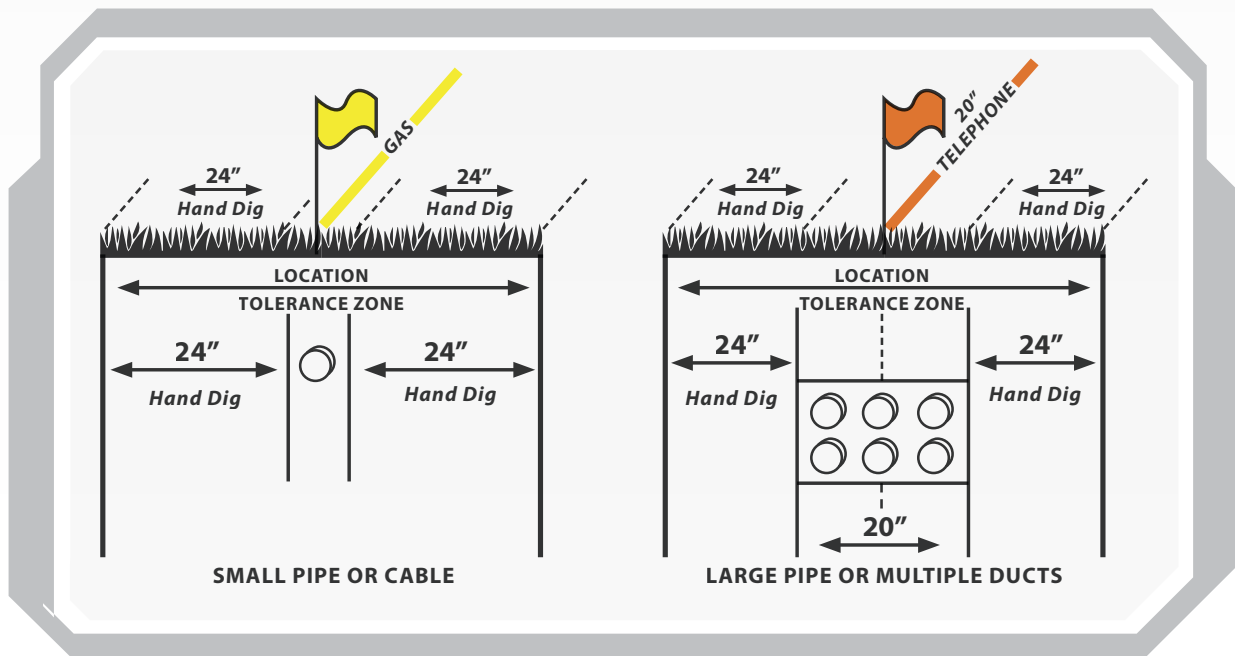


What excavating projects will you be undertaking this spring? Planning on doing some landscaping work? Perhaps you're thinking of planting a tree or installing a sprinkler system. Regardless of the size of the project, remember to contact Gopher State One Call (GSOC) 48 hours in advance, excluding weekends and holidays, before you dig.

Here are some helpful tips that landscaping beginners and veterans should keep in mind:

- 1. Before starting any digging project, contact GSOC to get underground utility lines marked.** This essential step helps ensure you are on the path to excavating safely and helps you see utility line conflicts that may be in the area of your project. Once the lines are marked, you will determine if your landscaping plan overlaps with the location of any utilities.

 - Remember, some kinds of lines will not be marked when you contact GSOC. If there are private utilities in your yard, contact a private locator to get them marked. Click [here](#) to help determine if you have private utility lines on your property.
 - Be mindful of the tolerance zone when beginning excavation. Hand dig **two feet** from both sides of the marked utility. (see graphic below)




- Check the status of your ticket to make sure that all utilities have responded and have marked their lines in the area of your planned work. You can check your ticket status [here](#).
- You may contact GSOC up to **14 days in advance** of your project start date. Your ticket will **remain valid** for **14 days** after the stated start date/time. After that time, you will need to contact GSOC to get lines remarked. Underground lines often move as a result of erosion, frost, or other factors, so it is important to keep your ticket updated.

- 2. Set a reasonable budget.** The project can get pricey depending on the plants, tools, mulch, and other materials you need.
- 3. Make a list of your needs and wishes.** If you have children, you may want to incorporate a play area. If you have dogs, you may want to factor in space for them to run around. If you wish to add any other features in the future, such as a pool, plan accordingly for that as well.




- 4. Learn the natural elements around your home.** Studying how the sun sets or the direction of the wind can help prevent future problems, such as building a patio on the sunny/hot side of your home. This also applies when you pick plants for your yard. Take note of which plants require sunny or shady areas, so you know what to plant where.



- 5. Use the proper excavating tools and techniques.** This can make all the difference when completing your project. Click [here](#) to learn more.

With these tips in mind, you are set for a successful landscaping project. As always, stay safe and contact GSOC before you plan to dig!



Customer Support
(651)681-7326

To File a Locate Request:

	Twin Cities Metro	651-454-0002
	Greater MN Area	800-252-1166
	Emergency	866-640-3637
	Or you can go online at	www.gopherstateonecall.org



www.facebook.com/gopherstateonecall



www.twitter.com/gopheronecall

1110 Centre Pointe Curve Suite 100
Mendota Heights, MN 55120

customersupport@gopherstateonecall.org
www.gopherstateonecall.org